



DUNCAN & DAVIES

... the plant people

JUNE, 1983

WHOLESALE TRADE LIST

TERMS OF BUSINESS:

1. Prices include labels and packing.
2. Freight — all prices listed are ex Brixton Nursery.
3. Own transport ex Nursery — less 5% (7 days notice please — 10 days during winter season).
4. Product ex Auckland Yard at 57 Titirangi Road — a surcharge of 5% on all listed prices will apply.
5. Any external freight costs from either Brixton or Auckland. e.g.: Chep freight charges ex rail, incurred by us will be charged to the customer.
6. Minimum order — 50 plants.
7. Less than five plants of one variety will not be supplied.
8. ACCOUNTS: Payment is due on the 20th of the month following delivery. This Company reserves the right to withhold customer's order if their account is not on a current basis.
9. NEW ACCOUNTS: Customers who have not traded with us previously must remit cash or cheque with first order prior to despatch.
10. CLAIMS: All goods are despatched uninsured and at buyer's risk. Claims for discrepancies will only be considered if we are advised on receipt of order. Claims for losses or damage in transit should be lodged promptly, direct to the transport organisation concerned (i.e. N.Z. Railways or Road Carriers). NOT TO THIS COMPANY.

CONDITIONS OF SALE:

DUNCAN & DAVIES LTD take the greatest care to have all trees and shrubs sold by them to the best of their knowledge true to name and description, but any expressed or implied condition, statement or warranty, statutory at commonlaw or otherwise, as to growth, description or quality of productiveness is hereby excluded and the Company will not undertake to replace failures or be responsible for the crop. If the purchaser does not accept the goods sold to him on these terms, they are to be returned at once, at purchasers cost. DUNCAN & DAVIES LTD reserves the right to adjust prices, without notice, to meet any unforeseen circumstances.

SALES REPRESENTATIVES:

HEAD OFFICE PHONE WAITARA 8789

PAUL DEANS — 26 JOHNSON ST., BULLS — PHONE 49140

AUCKLAND AREA SALES — 57 TITIRANGI ROAD — PHONE AUCKLAND 871-519

VISITS:

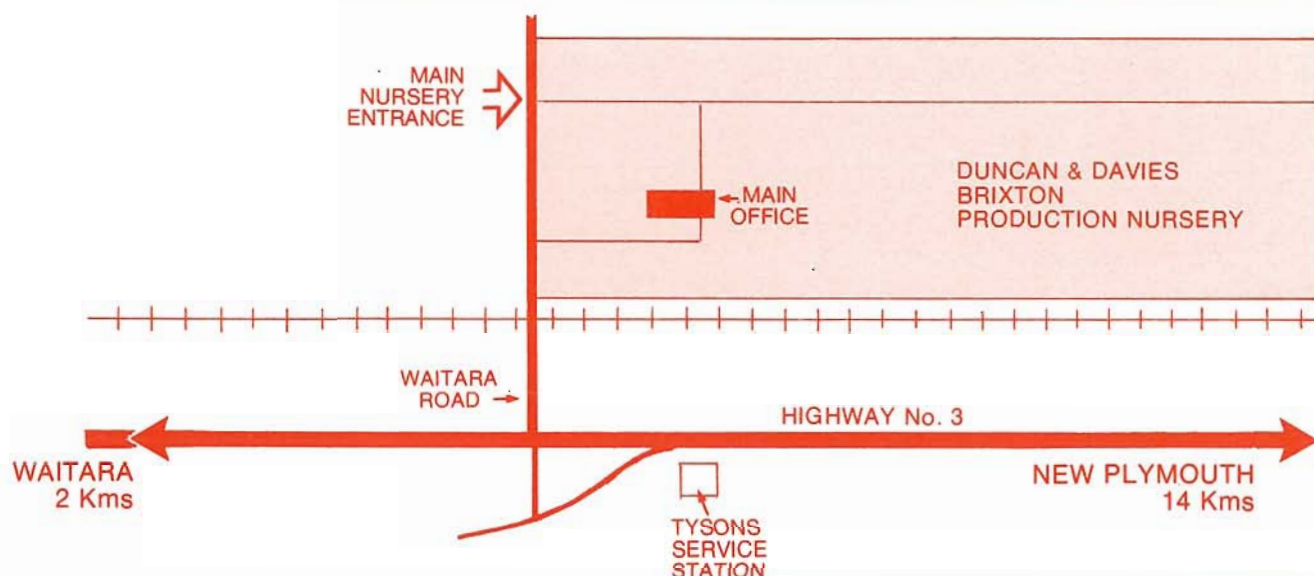
We welcome all visitors to the Nursery and to ensure a smooth visit with our marketing personnel please provide a minimum of 24 hours notice.

On arrival at our **BRIXTON PRODUCTION NURSERY** please call first to the main office as shown on Directional Map below.

DUNCAN & DAVIES LTD

P.O. BOX 340, NEW PLYMOUTH. PHONE: WAITARA 8789

TELEX: SHRUBS NZ31363. CABLE: SHRUBS, NEW PLYMOUTH




THIS LIST CANCELS ALL PREVIOUS TRADE LISTS

Hey Man!



IT'S COLD OUTSIDE

GET HOT WITH
D & D's COMBINATION



*** FIELD GROWN AND CONTAINER GROWN**



Big
Grades

EVERGREENS




CONIFERS

Super
Plants




CLIMBERS



DECIDUOUS

Super
Grades!

Big
Plants!



FRUIT

ALL READY TO "HOT UP YOUR PROFITS"

Our 1983 Listing will Never be Bigger —

SO DON'T MISS OUT — ORDER NOW!!!

FROM THE FIELD

FROM CONTAINER

FROM DUNCAN & DAVIES

Stock Up
Now With Only
THE BEST
Quality Available

PLEASE NOTE:

Deciduous Product – unless a poly bag size is quoted beside the centimetre grading, deciduous product is listed at the Bareroot price, ex Nursery. If required bagged, we will add an appropriate sum to cover the additional material, labour and packing. It is of course cheaper, and to your advantage, to buy Bareroot if you have your own bagging facility. However, if a poly bag size is shown, then the deciduous product will be supplied already bagged.

Evergreen Product – is listed at the bagged price, packed ex Nursery.

NB: All product listed with a PB size
or an asterisk is ready for despatch.(*)

NB: All other product listed will be progressively released throughout the Winter season, BUT, don't miss out - send in your order now!

Plant Code	Plant Name	Evergreen - E Deciduous - D	PB size	Grade cms	Price per unit
---------------	------------	--------------------------------	------------	--------------	-------------------

ORNAMENTAL TREE & SHRUB LIST

A120M010	ACER MORRISONENSIS - TAIWAN MAPLE	D	PB18	120/140	8.75
"	"	D	PB5	120/140	6.75
	Green and silver SNAKE BARK red spring and Autumn foliage. Leaves break earlier and hang on longer.				
A120P060	ACER P ATROPURPUREUM SDLG	D		80/100	5.00
	Red Leafed Japanese Maple. Autumn foliage fiery red.				
A120P080	ACER P BURGUNDY LACE 2yr	D		120/140	7.50
	Burgundy Lace Maple. An American cultivar with leaves deeply divided and fringed at margins - <u>colour deep burgundy red</u> . Habit small, spreading to an eventual mature height of 4m after many years growth.				
A120P100	ACER P COREANUM	D		140/160	8.00
"	"	D	PB12	180/200	9.60
	South Korean Maple. Very hardy Maple and able to withstand a little more difficult growing conditions than other hybrids. Vigorous grower becoming a small round headed tree. Bronze spring leaf colour to summer green and orange-red in autumn.				
A120P110	ACER P CRIPPSII	D		80/100	8.00
	Cripps Maple. A New Zealand selection, dwarf growing to 2m in height with very small mature dark green leaves. Autumn colours are orange-red. <u>A good small garden tree.</u>				
A120P150	ACER P KATSURA 2yr	D		120/140	8.00
	New 1983. The Wig Maple. A small growing garden tree to an eventual height of 4m. with striking spring foliage in pale yellow, glowing orange and red tones. Leaves become summer green and change again into yellow and orange in the autumn. <u>A very distinctive foliage tree.</u>				
A120P160	ACER P ROSEO-MARGINATUM 2yr	D		80/100	8.00
"	"	D	PB12	160/180	9.60
	Pink Edge Maple. A small upright growing tree to eventual height of 3m. Leaf is blue-green with white margins suffused with pink. The pink variegation being very distinct in spring and autumn. <u>A superb small garden tree.</u>				
A120P180	ACER P SENKAKI -	D	PB12	180/120	9.60

Plant Code	Plant Name	Evergreen Deciduous	- E - D	PB size	Grade cms	Price per unit
A120P240	ACER P UKON 2yr New 1983. The Green Bark Maple. A small growing upright tree to 3-4m. in height. New spring foliage is yellow becoming bright summer lime- green changing to a deep yellow gold in autumn. <u>Outstanding feature is the bright glossy green winter bark which makes Ukon a good companion for the Red Bark Maple, Acer Senkaki.</u>		D		80/100	7.00
A240C200	AESCLUS C BRIOTTII " " "		D		60/80	7.10
	Red flowering chestnut tree.		D	PB18	40/60	8.10
A240P200	AESCLUS PAVIA " "		D		40/60	6.60
	Red flowering, small compact habit.		D	PB12	30/40	7.60
A360E200	ALECTRYON EXCELCUS NZ Oak A splendid specimen tree for exposed positions. Light green oak like leaves, jet black seeds embedded in scarlet envelope.		E	PB6	60/80	3.35
A630A200	ARUNDINARIA AURICOMA Leaves variegated light green and bright golden yellow.		E	PB5	40/60	2.70
A690C 210	ASTELIA CH. SILVER SPEAR Beautiful unique silver foliage. Ideal floral foliage.		E	PB8	40/60	4.70
A720J300	AUCUBA J. CROTONOIDES - female " " "		E	PB6	40/60	3.75
			E	PB8	40/60	3.75
A720J500	AUCUBA J. MR GOLDSTRIKE - male " " " "		E	PB12	60/80	4.25
			E	PB8	40/60	3.75
			E	PB6	40/60	3.75
A720J400	AUCUBA J. GOLDEN KING - male " " " "		E	PB8	40/60	3.75
			E	PB6	60/80	3.75
			E	PB12	60/80	4.25
A720J600	AUCUBA J. PICTURATA - female " " "		E	PB12	40/60	4.25
			E	PB8	30/40	3.75
A720J700	AUCUBA J. SULPHUR - female		E	PB8	40/60	3.75

		3				
Plant Code	Plant Name	Evergreen Deciduous	-E -D	PB size	Grade cms	Price per unit

DECIDUOUS AZALEAS

Our Deciduous Azaleas are supported by full colour pictorial, waterproof labels with cultural instructions.

A positive selling aid designed to sell more product and assist busy Garden Centres Sales Staff.

A7601150	AZALEA ILAM LOUIS WILLIAMS		D	PB8	20/30	5.25
"	"	"	D	PB8	30/40	5.25
Large creamy pink blend.						
A7600300	AZALEA O DELICATISSIMA	B/R	D	PB8	40/60	5.25
"	"	"	D	PB8	60/80	5.25
Very fragrant blend of creamy pink with orange flare.						
A7600400	AZALEA O EXQUISITUM	B/R	D	PB8	30/40	5.25
"	"	"	D	PB8	40/60	5.25
Fragrant delicate apricot.						
A7600500	AZALEA O IRENE KOSTER	B/R	D	PB8	30/40	5.25
"	"	"	D	PB8	40/60	5.25
Fragrant coral pink with orange flare.						
A7600600	AZALEA O MAGNIFICA	B/R	D	PB8	30/40	5.25
"	"	"	D	PB8	40/60	5.25
"	"	"	D	PB12	30/40	5.25
"	"	"	D	PB12	40/60	5.50
Fragrant rose pink, very early to bloom.						

EVERGREEN AZALEAS

A750A475	AZALEA ALASKA		E	PB8	30/40	3.35
A750A400	AZALEA ALBERT ELIZABETH		E	PB3	15/20	2.00
A750B200	AZALEA BENI SIZUME		E	PB3	15/20W	2.00
Single orange flowers, low growing/spreading						
A750D350	AZALEA DAISHUHA I		E	PB6	20/30W	3.15
"	"	"			30/40W	3.35
A750D400	AZALEA DOUBLE BEAUTY - double		E	PB8	30/40	3.20
deep rose.						
A750G250	AZALEA GERHARD NICHOLAI		E	PB3	15/20	2.00
Huge semi-double, cyclamen pink flowers.						
A750G200	AZALEA GAY PAREE		E	PB8	20/30W	3.20
Semi-double white with cyclamen border.						

Plant Code	Plant Name	Evergreen Deciduous	- E - D	PB size	Grade cms	Price per unit
A750G421	AZALEA GUMPO PINK - Bud & flower now		E	PB3	15/20W	2.00
A750G440	AZALEA GUMPO SALMON - flowering now		E	PB3	15/20W	2.00
A750G460	AZALEA GUMPO WHITE Single frilled white/flecks of pink.		E	PB3	15/20W	2.00
A750H180	AZALEA HIMEYATA Light pink single flower.		E	PB8	30/40W	3.20
A750J200	AZALEA JEZEBEL- single bright red flowers. Now in bud and flower.		E	PB8	30/40	3.20
A750K601	AZALEA KURI NO YUKI Brilliant white hose in hose flowers.		E	PB8	20/30	3.20
A750L300	AZALEA LORNA New semi-double deep pink flowers (Now in bud & flower)		E	PB3	20/30	2.00
A750M040	AZALEA MARTHA HITCHCOCK Mauve/White.		E		20/30W	3.15
A750J400	AZALEA NAK. JOSEPH HILL - <u>NEW</u> Single light red.		E	PB3	15/20W	2.00
A750M050	AZALEA NAK. MICHAEL <u>NEW</u> Bright pink.		E	PB3	15/20W	2.00
A750N225	AZALEA NAKAHARI <u>NEW</u> Orangy/Red.		E	PB8	20/30W	3.20
A750P070	AZALEA NAK. PINK FORM <u>NEW</u> Single clear pink flowers.		E	PB3	20/30	2.00
A750P085	AZALEA NAK. PINK PANCAKE <u>NEW</u> Bright pink.		E	PB3	15/20W	2.00
A750W300	AZALEA NAK WINTER GREEN <u>NEW</u> Light red.		E	PB8	15/20W	3.20
A750P201	AZALEA PURPLE SPLENDOUR 3yr		E		30/40	3.35
A750R300	AZALEA RED POPPY Large single red - now in bright flowers.		E	PB8	30/40W	3.20
A750S 541	AZALEA SUGAR PLUM <u>NEW</u> - hot pink - in bud & flower.		E	PB8	30/40	3.20
A750W201	AZALEA WARD'S RUBY		E	PB8	20/30	3.15
A7801200	AZARA INTEGRIFOLIA VARIEGATA Attractive round yellow margined leaves touched with pink and red. Chrome yellow flowers in Spring.		E	800cc	30/40	2.35

Plant Code	Plant Name	Evergreen Deciduous	-E -D	PB size	Grade cms	Price per unit
B060M300	BAMBUSA METAKI		E	PB8	140/160	3.50
	" "		E	PB8	120/140	3.30
B1201200	BANKSIA INTEGRIFOLIA		E		60/80	3.75
	" "		E	PB3	80/100	1.05
	Hardy, dark green leaves, greenish yellow flowers.					
B120M200	BANKSIA MARGINATA		E		40/60	3.75
	Small upright tree. Dark green leaf with silvery reverse, yellow margin.					
B120S300	BANKSIA SERRATA		E		80/100	3.75
	Redwood Honeysuckle tree					
B3000200	BERBERIS O AURICOMA		D		30/40	2.05
	Handsome shrub, purple foliage yellow flowers.					
B300S300	BERBERIS S CORRALINA COMPACTA		E		15/20W	3.10
	Dwarf growing, yellow flowers.					
B300S400	BERBERIS S GRACILIS		E		20/30W	3.00
	Pendula habit, evergreen foliage, yellow flowers.					
B300T300	BERBERIS T GOLD RING		D		30/40	2.25
	Purple leaves, lime green edge and leaf reverse.					
B300T400	BERBERIS T. LITTLE FAVOURITE		D	PB3	15/20W	2.65
	Shrub, dwarf growing, purple, red new growth.					
B360P450	BERTULA P CLUMPS		D		140/160	6.20
	Clumps dividing into 3 or 4 branches.					
B360P500	BETULA P DALECARLICA		D		160/180	7.55
	Swedish Birch.					
B360N200	BETULA NIGRA		D	PB12	140/160	4.00
	" "		D	PB12	120/140	3.80
	Black river birch. Beautiful orange/black bark.					
B540H200	BORONIA HETEROPHYLIA		E		40/60	3.20
	Red Boronia.					
B540M300	BORONIA M D&D BROWN MEG		E		30/40	3.20
	D&D clone specially selected for compact growth.					
C040C300	CALLISTEMON C BURNING BUSH		E		30/40	3.50
	Like sunny hot dry conditions.					
C040K100	CALLISTEMON KINGS PARK SPECIAL		E		40/60	3.50
	Like sunny hot dry conditions.					

Plant Code	Plant Name	Evergreen - E Deciduous - D	PB size	Grade cms	Price per unit
<u>CAMELLIAS</u>					
C100H120	CAMELLIA H BRIGADOON Rose Pink.	E	*	40/60	4.15
C100H220	CAMELLIA H DONATION Pink.	E	*	30/40	3.95
C100H240	CAMELLIA H DREAM GIRL " " " " " " " " Salmon Pink.	E E E	* 	40/60 60/80 80/100	4.45 4.65 4.85
C100H260	CAMELLIA H EL DORADO Pink.	E	*	30/40	3.95
C100H300	CAMELLIA H ELSIE JURY " " " " Large full peony form clear medium pink, shaded orchid undertone, medium open spreading habit.	E E	* 	60/80 40/60	4.15 4.35
C100H420	CAMELLIA H JUBILATION Semi double apricot blooms many ruffled petals, rich green.	E	*	40/60	5.20
C100H480	CAMELLIA H LEONARD MESSELL Pink.	E	*	40/60	4.45
C100H520	CAMELLIA H LITTLE LAVENDER " " " " " " " " Lavender pink.	E E E	* 	40/60 60/80 80/100	4.15 4.15 4.35
C100H540	CAMELLIA H MARY PHOEBE TAYLOR Pink.	E	*	60/80	4.35
C100H560	CAMELLIA H MONA JURY " " " " Apricot pink blooms, long season, medium size bush.	E E	* 	30/40 40/60	5.00 5.20
C100H620	CAMELLIA H SHOCKING PINK " " " " Rose Pink.	E E	* 	30/40 40/60	3.95 4.15
C100H679	CAMELLIA H TRISTEM CARLYON " " " " Rose pink medium peony form.	E E	* 	60/80 80/100	4.65 4.85
C100H760	CAMELLIA H WILLIAM CARLYON Pink semi-double.	E	*	30/40	3.95

Plant Code	Plant Name	Evergreen - E Deciduous - D	PB size	Grade cms	Price per unit
C100H720	CAMELLIA H WATERLILY	E	*	40/60	4.15
	" " "	E		60/80	4.35
	" " "	E		80/100	4.55
	Lavender pink.				
C100J182	CAMELLIA J DAINTY	E	*	30/40	3.95
	White, striped red.				
C100J250	CAMELLIA J EXTRAVAGANZA	E	*	40/60	4.15
	Pure white, striped light red.				
C100J400	CAMELLIA J KICK OFF	E	*	40/60	4.15
	" " " "	E		60/80	4.35
	Pink, red streaks.				
C100J420	CAMELLIA J KITTY	E	*	30/40	3.95
	" " "	E		40/60	4.15
	" " "	E		60/80	4.35
	White with pink border.				
C100J550	CAMELLIA J MARK ALAN	E	*	40/60	4.45
	Wine red.				
C100J560	CAMELLIA J MARY WHEELER	E	*	40/60	4.15
	" " " "	E		60/80	4.35
	Pink white.				
C100J575	CAMELLIA J MIRAGE	E	*	40/60	4.15
	Red semi-double.				
C100J620	CAMELLIA J PINK CHAMPAGNE	E	*	30/40	3.65
	Pink.				
C100J630	CAMELLIA J PINK DIDDY	E	*	30/40	3.95
	Pink.				
C100J670	CAMELLIA J POWDER PUFF	E	*	30/40	3.95
	" " " "	E		40/60	4.15
	Creamy white.				
C100J690	CAMELLIA J RL WHEELER	E	*	40/60	3.85
	Rose pink to light red.				
C100J700	CAMELLIA J SAWADA'S DREAM	E	*	40/60	4.45
	" " " "	E		60/80	4.65
	White shaded flesh pink.				
C100J760	CAMELLIA J TOMORROW	E	*	40/60	4.15
	Strawberry red.				
C100J770	CAMELLIA J TOMORROW PARKHILL	E	*	40/60	4.15
	Light soft pink, deepening to edge.				
	Some white variegation.				
C100J780	CAMELLIA J TOMORROW'S DAWN	E	*	30/40	3.95
	" " " "	E		40/60	4.15
	Pink.				

Plant Code	Plant Name	Evergreen - E Deciduous - D	PB size	Grade cms	Price per unit
---------------	------------	--------------------------------	------------	--------------	-------------------

CAMELLIA RETICULATATHE BIGGEST BLOOMIN' BEAUTIES IN THE
CAMELLIA WORLD!

Super Duncan & Davies grades of those slow-growing, difficult to propagate Camellias. There's a place for them in all Camellia-fanciers gardens. All grafted plants.

IMPORTANT NOTE TO OUR RETAILERS:

Reticulata Camellias are TREE-LIKE in growth habit and quite different from SASANQUA, Japonica or other related hybrids which are shrub-like in habit. Reticulata make a strong central leader with a sparse branching system which gives the tree-like habit.

C100R250	CAMELLIA RET CONFUCIOUS Flowers - large semi-double with high centre. Lavender pink in mid-season, in bud now.	E	1 Lt	30/40 SPECIAL	7.50 5.95
C100R325	CAMELLIA RET FORTUNA (Hybrid) Flowers - large semi-double with wavy petals, brilliant deep pink in mid-season. Long lasting as cut flower.	E	1 Lt	30/40 SPECIAL	7.50 5.95
C100R350	CAMELLIA RET HOWARD ASPER (Hybrid) - Flowers - very large peony form with loose upright petals, medium toned salmon-pink in mid to late season. Flowers can be up to 25cm in diameter.	E	1 Lt	30/40 SPECIAL	7.50 5.95
C100R385	CAMELLIA RET LION HEAD Flowers - large peony form, deep turkey red in mid season.	E	1 Lt	30/40 SPECIAL	7.50 5.95
C100R395	CAMELLIA RET MANDALAY QUEEN Flowers - very large semi-double with fluted petals, rose pink in mid to late season - well budded.	E	1 Lt	40/60 SPECIAL	7.50 5.95
C100R450	CAMELLIA RET RHONDA KERRI (Hybrid) - Flowers - Large semi-double, china rose in mid season.	E	1 Lt	30/40 SPECIAL	7.50 5.95
C100R490	CAMELLIA RET SANDY CLARK Flowers - large semi-double soft pink.	E	1 Lt	40/60 SPECIAL	7.50 5.95

Plant Code	Plant Name	Evergreen - E Deciduous - D	PB size	Grade cms	Price per unit
C100R500	CAMELLIA RET SHOT SILK Flowers - large semi-double with loose wavy petals, brilliant spinal pink early in the season.	E	1 Lt	30/40 SPECIAL	-7.50- 5.95
C100R650	CAMELLIA RET VALLEY KNUDSEN Flowers - large to very large semi-double to loose peony form deep lavender pink in mid to late season.	E	1 Lt	40/60 SPECIAL	- 7.50 - 5.95
C100R700	CAMELLIA RET WILLIAM HERTRICH Flowers - very large semi double with heavy textured petals, deep cherry red in mid season.	E	1 Lt	30/40 SPECIAL	- 7.50 - 5.95
C140E200	CAREX EVERGOLD - SUPER PLANTS!	E	PB5	30/40W	2.10
C280B301	CATALPA BIGNONOIDES AUREA RARE! Beautiful butter yellow foliage form considered the finest <u>all yellow</u> leaved tree grown.	D	PB18/20	120/140	10.40
C280B400	CATALPA BIG AUREA MARGINATA	D	PB12	120/140	9.10
C340D400	CEDRUS DEODARA AUREA Golden Himalayan Cedar. Bright golden.	E		120/140	7.60
C380S200	CERCIS SILIQUASTRUM " "	D D	 PB18	140/160 140/160	4.75 4.75
C400A400	CHAENOMELES ALBA Single white.	D	PB6	60/80	3.60
C400C700	CHAENOMELES CRIMSON & GOLD " " " " Semi-double crimson flowers. Dwarf habit. Good fruiting variety.	D D	PB6 PB6	30/40 40/50	3.60 3.60
C425E200	CHAMAEDORYS ELEGANS- 3-4 fronds	E	2 Lt	20/30	7.15
C500T200	CHOISYA TERNATA Snowy white sweetly scented flowers in spring.	E	*	30/40	3.55
C560A200	CLETHRA ARBOREA - LILY OF THE VALLEY TREE. Bright red, new foliage.	E	PB5	30/40	3.05
C580P300	CLIANTHUS P. RED CARDINAL (Kaka Beak) Very decorative light green foliage. Red flowers in Spring, nectar is a magnet to birds.	E	PB5	20/30	2.15

Plant Code	Plant Name	Evergreen - E Deciduous - D	PB size	Grade cms	Price per unit
C580P400	CLIANTHUS P. WHITE HERON Lives up to its name by displaying all the beauty of a white heron when in full flower.	E	PB5	20/30	2.15
C660C400	COPROSMA COPPERSHINE Compact habit. Dark green foliage over- laid with rich copper colouring.	E	PB5/6	40/60	2.40
C660S400	COPROSMA STUMPY	E	PB6	40/60	2.45

Now available in two sizes - two price
ranges

C680A300	CORDYLINE AUSTRALIS ALBERTII	E	11 Lt	60/80	18.05
"	"	E	2 Lt	40/60	11.95
(Previously listed as CORDYLINE SIR VICTOR DAVIES) A beautiful tricolor with cream and green fronds. SUPER SPECIMENS - GREAT TUB PLANTS.					

C680P300	CORDYLINE PUMILIO	E		20/30	3.35
C700E200	CORNUS EDDIE'S WHITE WONDER Huge white flowers.	D		120/140	7.15
C700F150	CORNUS F APPLE BLOSSOM Pink and white flowers.	D		120/140	7.15
C700F200	CORNUS F CHEROKEE CHIEF Deep red blooms, spring foliage bright red.	D		120/140	7.15
C700F250	CORNUS F CHEROKEE PRINCESS Large creamy white blooms, vigorous growth.	D		120/140	7.15
C700F300	CORNUS F CLOUD 9 White flowers.	D		120/140	7.15
C700F350	CORNUS F. JUNIOR MISS " " " "	D	PB18	100/120	8.30
		D	PB18	140/160	8.30
NEW 1982/3. A small tree with a narrow pyramid growth habit, rich purple foliage in Spring and Autumn, but deep green through Summer. Flowers produced in Spring are large creamy white, abundantly splashed and streaked with magenta red to give attractive bi-color effect.					
C700F450	CORNUS F RAINBOW Superb summer and autumn foliage colourings.	D		120/140	7.15
C700F550	CORNUS F SPRING SONG Pink flowers.	D		120/140	7.15

Plant Code	Plant Name	Evergreen Deciduous	- E - D	PB size	Grade cms	Price per unit
C700F700	CORNUS F. STOKES PINK <u>NEW 1982/3.</u> A small upright tree, rounded crown, heavy textured foliage that over winters well in the warmer areas with semi-evergreen tendencies. Foliage is deep green with purple over- tones strongly visible in Autumn/Winter period. Flowers are clear pink and produced in mass during Spring.		D	PB12	120/140	8.10
C900D200	CYATHEA DEALBATA Big Plants, well furnished with fronds.		E	PB8	40/60	3.60
C960M200	CYATHEA MEDULLARIS - SUPER GRADE		E	PB8	40/60W	3.60
C960S200	CYATHEA SMITHII		E	PB8	40/60W	4.30
D1400200	DAPHNE O LEUCANTHE " " " Fragrant Pink.		E	*	15/20	3.00
			E		20/30	3.20
D280M200	DEUTZIA MONTROSE Pendula branches loaded with delicate pink flowers.		D		40/60	3.15
D350F200	DICKSONIA FIBROSA		E	PB8	40/60W	3.60
D350S200	DICKSONIA SQUARROSA		E	PB8	60/80	3.60
E700C150	ERICA CAR PINK SPANGLES " " " "		E	*	20/30W	2.95
	Rich pink, dark green foliage.		E		30/40W	3.10
E700C350	ERICA CAR SPRINGWOOD WHITE Trailing habit, pure white flowers. A good ground cover.		E	PB5	15/20W	2.70
E700C550	ERICA CIN CINDY Cerise, dark green feathery foliage.		E	*	20/30W	2.95
E700E400	ERICA E IRISH SALMON		E	PB3	10/15W	2.50
E700H200	ERICA HYBRIDA		E	PB5	30/40	3.50
E700P250	ERICA PERSOLUTA " " " "		E	PB5	15/20W	2.95
			E	PB5	20/30W	3.05
	Rosy red bells in mass.		E	PB6	20/30W	3.15
E700R200	ERICA RUBENS " " " " " "		E	PB5	10/15	2.85
					15/20	3.00
			E	PB6	10/15	2.85
					15/20	3.00
E700S200	ERICA SILVER BEADS " " "		E	PB5	15/20W	2.70
					20/30W	2.85
E700V300	ERICA V BIRCH GLOW		E	PB3	10/15W	2.10

Plant Code	Plant Name	Evergreen - Deciduous -	E D	PB size	Grade cms	Price per unit
E700W200	ERICA WILMOREI		E	PB8	30/40	3.30
E840F300	EUONYMOUS EMERALD GAIETY		E	PB6	20/30W	3.05
E840J200	EUONYMUS J OVATUS AUREUS Glossy golden green foliage.		E		20/30	3.00
F070S200	FAGUS SYLVATICA English beech, soft dark green glossy foliage.		D		100/120	4.00
F070S240	FAGUS S ATROPUNICEA Purple beech, wine red to bronzy green foliage.		D		100/120	8.90
F070S250	FAGUS S FASTIGIATA Narrow upright green golden leaves Spring and Autumn.		D		100/120	8.90
F560K200	FORSYTHIA KARL SAX The best golden flowered form.		D		80/100	3.05
F630E300	FRAXINUS E AUREA Golden branches, black buds, green foliage.		D		180/200	6.40
F630E400	FRAXINUS E AUREA PENDULA A weeping form of the above.		D		140/160	7.55
F6300200	FRAXINUS O RAYWOOD Exceptional claret red autumn foliage.		D		180/200	6.40
F630P275	FRAXINUS PEN. VARIEGATA 3yr (NEW) Cream marbled variegation on green golden stripe.		D		180/200	7.40
G350T301	GLEDITSIA T MORaine 3yr Upright, vase shaped.		D		180/200	9.00
G350T400	GLEDITSIA T RUBY LACE 2yr Ruby spring foliage turning bronze green in summer.		D		180/200	9.00
G350T501	GLEDITSIA T SHADEMASTER 3yr Upright, rounded crown, larger foliage than most.		D		180/200	9.00
C350T501	GLEDITSIA T SHADEMASTER 3yr NEW IN 1981. A fine round headed deciduous tree with light and airy deep green foliage. A good garden tree that will provide semi- shade to garden, house or patio. EXTRA SPECIAL - LARGE GRADE - LANDSCAPING SPECIMENS.		D	PB28	3m	11.40
G350T601	GLEDITSIA T SKYLINE 3yr Upright, pyramidal in form, graceful foliage.		D		180/200	9.00

Plant Code	Plant Name	Evergreen - Deciduous -	E D	PB size	Grade cms	Price per unit
------------	------------	----------------------------	--------	------------	--------------	-------------------

G350T601	GLEDITSIA T SKYLINE 3yr		D	PB18	200/250	11.40
	NEW IN 1981. Similar foliage to SHADEMASTER with a neat pyramidal form. A superb tree that complements the modern home and garden.					

GREVILLEA

BIG RANGE!

LOVELY GRADES!

AUSTRALIAN_SPIDER_FLOWER_

Few plants have such a variety of types of foliage as the Grevilleas - each species has its own interesting, exciting and distinctive features.

G560P300	GREVILLEA CANBERRA GEM		E	PB6	30/40W	2.50
	Luscious emerald green foliage (Bright red flowers)					
G560C200	GREVILLEA CLEARVIEW DAVID		E	PB6	30/40W	2.50
	This is a newer variety, all plants exceptional green, (has red and cream flowers)					
G560D200	GREVILLEA DESERT FLAME		E	PB6	30/40W	2.50
	Now in bud and flower.					
G560G300	GREVILLEA GLEN PEARL		E	PB6	30/40W	2.50
	Extremely bright green, fernlike foliage - has orange pink flowers.					
G560A100	GREVILLEA IVANHOE		E	PB6	60/80	2.50
	Masses of green fernlike, bronze red new growth. An exciting distinctive plant (has pink red flowers)					
G560P400	GREVILLEA PROSTRATA AUREA		E	PB6	30/40W	2.50
	Bright green foliage - yellow flowers - some bud/flower now.					
G560A200	GREVILLEA RED COMET		E	PB6	60/80W	2.50
	Selected cutting grown D&D clone. Bright coral red flowers.					
G560R400	GREVILLEA ROS JENKINSII		E	PB6	30/40W	2.50
	Creamy pink flowers.					
G560T200	GREVILLEA THELEMANNIANA		E	PB6	30/40W	2.50
	Attractive grey green foliage - orange red flowers.					

Plant Code	Plant Name	Evergreen - E Deciduous - D	PB size	Grade cms	Price per unit
G560W200	GREVILLEA WHITE WINGS Also newer variety - with pretty bright green fernlike vigorous foliage - has masses of small white fluffy flowers.	E	PB6	40/60W	2.50
G630L500	GRISELINIALITT VARIEGATA Rounded and more spreading than 'Green Jewel' in habit.	E	PB6	80/100	2.70
H140I300	HAMAMELIS I ARNOLD PROMISE Small compact, light yellow flowers, fragrant.	D		60/80	5.30
H140I400	HAMAMELIS I CARMINE RED Red flowers, the best in this colour.	D		60/80	5.30
H140M400	HAMAMELIS M BREVIPETALA Yellow shaded orange at flower base, fragrant.	D		60/80	5.30
H140M600	HAMAMELIS M PALLIDA Sulphur yellow and very fragrant.	D		60/80	5.30
H700Q200	HYDRANGEA QUERCIFOLIA Oak leaf hydrangea.	D		40/60	3.30
H770L200	HYPERICUM LESCHENAULTII Upright, pendula branches, golden flowers.	E		60/80	3.30
K300P200	KOELREUTERIA PANICULATA Pinnate foliage, yellow flowers, Lantern like seed pods.	D		100/120	4.80
K500A200	KOLKWITZIA A PINK CLOUD A new form selected for superior pink flowers.	D		40/60	3.20
L120N200	LAURUS NOBILIS Sweet bay laurel, trimmed to form a pyramid, 3 yr plants.	E		80/100	5.50

LEPTOSPERMUMS: Well known and most abundant
of New Zealand shrubs. Very Hardy. The
Dwarf varieties make fine rockery shrubs,
rarely exceeding two feet and smother them-
selves with star-like flowers.

DWARFS

L280S420	LEPTOSPERMUM S. NANUM KEA Single, pale pink, early flowering.	E	PB3	15/20	2.40
----------	--	---	-----	-------	------

Plant Code	Plant Name	Evergreen Deciduous	- -	E D	PB size	Grade cms	Price per unit
L280S450	LEPTOSPERMUM NANUM KIWI Single light red.			E	PB3	15/20	2.40
L280S480	LEPTOSPERMUM NANUM KOTUKU Single pale pink.			E	PB3	15/20	2.40
L280S510	LEPTOSPERMUM NANUM RURU Single deep pink.			E	PB3	15/20	2.40
<u>WEEPERS</u> - all weepers are well branched and balanced plants.							
L280S180	LEPTOSPERMUM S. CHERRY BRANDY Large single deep pink, new foliage purple.			E	PB6	20/30	2.60
L280S540	LEPTOSPERMUM S. PINK CASCADE Single pink, weeping habit. Ready to flower beginning to show colour.			E	PB6	30/40W	2.60
L320B200	LEUCADENDRON BROOKS RED Low pendulous habit, vivid red floral bracts, good cut flower variety.			E		30/40	4.40
L320L400	LEUCADENDRON L ROYAL GOLD 4yr Upright compact, bright gold, very large floral bracts.			E		30/40	4.40
L320S600	LEUCADENDRON SESSILE Large golden bracts.			E		30/40	4.40
L360C300	LEUCOSPERMUM C AURORA 1yr Very compact, dwarf growing, deep apricot yellow.			E		20/30	4.40
L360C400	LEUCOSPERMUM C EL DORADO 1yr Slightly larger than Aurora, lighter flower colour.			E		20/30	4.40
L360C500	LEUCOSPERMUM C FIREBALL 1yr			E		20/30	4.40
L360C650	LEUCOSPERMUM C RADIANCE 1yr			E		20/30	4.40
L360T200	LEUCOSPERMUM T FANTASY 1yr Dwarf compact form, pale salmon pink.			E		20/30	4.40
L360V200	LEUCOSPERMUM V METOR 1yr Multi-coloured flower head, orange red blue blend.			E		20/30	4.40

L480P200	LIBERTIA PEREGRINANS NZ IRIS White flowers, narrow orange/bronze leaves. Very bright, big plants. COLOUR - HARD TO BELIEVE. SUPER SHOW STOPPING SELLER	E	PB3	20/30	2.05
----------	---	---	-----	-------	------

Plant Code	Plant Name	Evergreen - Deciduous -	E D	PB size	Grade cms	Price per unit
L520T200	LIGUSTRUM L TRICOLOR Pyramidal habit, green, cream, pink foliage.		E		80/100	3.85
L600S100	LIQUIDAMBAR STYRACIFLUA		D	PB12	100/120 120/140 140/160	3.60 3.90 4.20
L600S	LIQUIDAMBAR S AURORA		D	PB12	80/100	5.70
L600S200	LIQUIDAMBAR S BURGUNDY		D	PB12	80/100 100/120	5.40 5.70
L600S250	LIQUIDAMBAR S FESTER		D	PB12	100/120	5.70
L600S450	LIQUIDAMBAR S MOONBEAM		D	PB12	60/80 80/100	5.10 5.40
L600S500	LIQUIDAMBAR S PALO ALTO		D	PB12	100/120 120/140 140/160	5.70 6.00 6.30
L600S550	LIQUIDAMBAR S TIRRIKI		D	PB12	80/100 100/120	5.40 5.70
L600S600	LIQUIDAMBAR S WORPELSDON		D	PB18	200/250	7.15
M080L500	MAGNOLIA L LEONARD MESSEL Superb star like flowers in quantity each spring.		D		80/100	7.00
M080L600	MAGNOLIA L MERRILL White flowering form of L. Messel.		D		60/80	6.00
M080S200	MAGNOLIA SOULANGIANA White striped and flushed pink, and light purple, white inside.		D		60/80	6.00
M080S450	MAGNOLIA S PICTURE Pale inside, good purple outside.		D		60/80	6.50
M080S700	MAGNOLIA STELLATA Star Magnolia, snowy white, sweetly fragrant.		D		60/80	6.00
M080S750	MAGNOLIA ST KING ROSE Pink star Magnolia, deep pink buds open to fragrant blush pink flowers.		D		60/80	6.00
M120J200	MAHONIA JAPONICA Green foliage summer. Autumn yellow, orange, red tones.		E		30/40	3.80
M120J200	MAHONIA JAPONICA SHRUB THAT DOES IT ALL! Foliage green summer/red, yellow, orange all Autumn, Winter, Spring. Yellow flowers - Blue Berries.		E	PB6	40/60	3.30

Plant Code	Plant Name	Evergreen - Deciduous -	E D	PB size	Grade cms	Price per unit
M120L200	MAHONIA LOMARIFOLIA Long sea-green pinnate leaves. Deep yellow erect flowers. Beautiful grade! Making Flower Bud - will open soon.		E	PB12	60/80	3.80
M160G400	MALUS GORGEOUS Small upright, white flowers, large quantity red yellow fruit.		D		140/160	5.60
M160J300	MALUS JACK HUMM Small upright white flowers, large crimson fruit, good for jelly making.		D		140/160	5.60
M160J300	MALUS JACK HUMM Many carrying large crimson fruit NOW!		D	PB12/18	180/200	7.15
M440C250	METROSIDEROS CARMINEA ADULT FOLIAGE		E	PB5	20/30W	3.60
M440E300	METROSIDEROS EXCELSA " "		E	PB12 PB8	40/60 60/80	4.30 3.60
	Excellent bushy grade.					
M440E500	METROSIDEROS E. GOLDFINGER		E	PB3	30/40	3.10
M440E640	METROSIDEROS E. MAORI PRINCESS " " " "		E	PB6 PB6	30/40 60/80	4.30 4.30
	NEW 1982. Strikingly purple/red flowers, fading to mauve. Distinctive profuse flowerer. Tree habit, similar to 'Excelsa'.					
M440E700	METROSIDEROS E. SCARLET PIMPERNEL - A D&D selected clone, cutting grown, will carry flowers in their first year. Thick bushy plants.		E	PB6	20/30	3.60
M440E800	METROSIDEROS E. SUNGLOW " " "		E	PB8 PB8	30/40 40/60	3.60 3.60
	Beautiful orange/amber edge to leaf colour.					
M440F200	METROSIDEROS FULGENS		E	PB5	20/30	3.10
M440K300	METROSIDEROS K. RADIANT		E	PB6	40/60	3.60
M440K400	METROSIDEROS K. SUNNINGHILL		E	PB6	40/60	3.60
M440K500	METROSIDEROS K. VARIEGATA		E	PB6	40/60	3.60
N200D400	NANDINA D. BURDENS DWARF Upright, very compact bushy, bright lime green foliage.		E		40/60	3.65
N200D400	NANDINA D. BURDENS DWARF Attractive light golden leaved, compact.		E	PB8	40/60	3.50
N200D600	NANDINA D. PYGMAEA Dwarf compact - green/red foliage.		E		40/60	3.65

Plant Code	Plant Name	Evergreen Deciduous	- -	E D	PB size	Grade cms	Price per unit
N200D600	NANDINA D. PYGMAEA Small mound of brilliant copper red foliage.			E	PB5	30/40	3.65
N200D800	NANDINA D. WOODS DWARF " " " "			E	PB8	30/40W	3.65
	Mound of yellow, lime green and red.			E	PB5	20/30	3.30
N600L200	NEOPANAX LAETUM Compact bushy glossy green foliage.			E		40/60	4.20
P060P200	PARROTIA PERSICA			D	PB6	60/80	4.80
P180S200	PENTAPTERYGIUM SERPENS			E	PB3	15/20W	2.40
P260S400	PHEBALIUM S ILLUMINATION Pyramidal compact habit, green and gold variegated leaves.			E		80/100	3.95
P260S400	PHEBALIUM ILLUMINATION			E	PB5	80/100	3.65
P300A200	PHORMIUM APRICOT QUEEN Low growing pendula form.			E		80/100	3.75
P300C400	PHORMIUM C TRICOLOR Pendulous habit, green and white margined red foliage.			E		80/100	3.75
P300C400	PHORMIUM C. TRICOLOR Cream and gold variegation.			E	PB5	40/60	2.95
P300C800	PHORMIUM CREAM DELIGHT Pendulous habit, cream and green foliage.			E		40/60	3.15
P300D200	PHORMIUM DAZZLER " "			E	PB5	60/80	3.35
	Deep maroon purple with scarlet red stripes. Looking very bright.			E	PB5	40/60	3.05
P300Y200	PHORMIUM YELLOW WAVE Masses of bright golden foliage.			E	PB6	60/80	- 3.05-
						SPECIAL	1.95
P300T400	PHORMIUM T RADIANCE Upright narrow green and gold foliage.			E		40/60	3.15
P300T500	PHORMIUM T SUNDOWNER Upright green cream and pink foliage.			E		60/80	3.35
P300T600	PHORMIUM T VARIEGATUM Stiffly upright, green and cream foliage.			E		60/80	3.35
P300T650	PHORMIUM T WILLIAMSII VAR Very upright, wide leaves in green and cream.			E		60/80	3.75
P320R200	PHOTINIA RED ROBIN Deep crimson.			E		40/60	3.40

Plant Code	Plant Name	Evergreen Deciduous	- -	E D	PB size	Grade cms	Price per unit
P400J300	PIERIS J COMPACTA Dark shiny green foliage, white flowers, compact bushy habit.			E	*	15/20	5.00
P400J600	PIERIS J TICKLED PINK " " " " Bronze red spring foliage, pink and white bicolour, very fragrant flowers.			E E	* 	15/20 20/30	5.00 5.20
P400J800	PIERIS J WHITE RIM Blue green foliage, creamy white margin, white flowers.			E	*	15/20	5.20
P400J800	PIERIS J WHITE RIM Covered in flower bud.			E	800cc	15/20	5.15

PIMELIA: An attractive dwarf growing small
leaved evergreen, closely allied
to Daphne.

P420F200	PIMELIA FERRUGINEA Small neat shining green foliage. Peach-pink flowers.			E	PB5	15/20	2.50
P420P200	PIMELIA PROSTRATA NZ DAPHNE Creamy white flowers - white berries sometimes pinkish.			E	PB3	15/20	2.50

Plant Code	Plant Name	Evergreen - E Deciduous - D	PB size	Grade cms	Price per unit
---------------	------------	--------------------------------	------------	--------------	-------------------

PITTOSPORUM:SPECIAL PRICE \$2.95

A family prized for beauty of form and flower. Will fill any situation, as background, among other shrubs, or as specimens. Very suitable for coastal planting. Quick growing. Wind and drought resistant.

P440C400	PITTOSPORUM CRASS. VARIEGATUM	E	PB6	30/40	3.50
P440E400	" EUG. VARIEGATUM	E	PB6	100/120	3.25
P440E500	" EUG. VAR. MINIMA	E	PB6	40/60	3.25
P440T300	" T. JAMES STIRLING	E	PB6	80/100	3.25
P440T200	" T. ARGENTEUM	E	PB6	60/80	3.25
P440T225	" T. DEBORAH	E	PB6	40/60	3.25
P440T250	" T. IRENE PATERSON	E	PB6	30/40	3.25
P440T350	" T. MARJORIE CHANNON	E	PB6	40/60	3.25
P440T360	" T. M. CHANNON SPORT	E	PB6	40/60	3.25
P440T450	" T. ROTUNDIFOLIUM	E	PB6	30/40	3.25
P440T550	" T. SUNBURST	E	PB6	40/60	3.25
P440T525	" T. STIRLING GOLD	E	PB6	60/80	3.25
P440T650	" T. TOM THUMB	E	PB5	20/30	3.35
P440T700	" T. VARIEGATUM	E	PB6	60/80	3.25
P440T800	" T. WARNHAM GOLD	E	PB6	40/60	3.35

WARNHAM GOLD - NEW 1983. A hardy new cultivar from the U.K. Spring and Summer foliage is a bright butter yellow on black stems. Changing in late summer to a soft light green, which holds through the winter.

P440T900	PITTOSPORUM T. WENDELL CHANNON	PB6	60/80		
----------	--------------------------------	-----	-------	--	--

P500M200	POLYGALA M. GRANDIFLORA	PB5	20/30	2.30	
	Winter flowering South African shrub				
	Purple pea like flowers.				
P540F200	POPULUS FLEVO	D	H/S	0.95	
	Hedge and Shelter				
P540T100	POPULUS TASMAN	D	H/S	0.95	
	Hedge and Shelter				
P620C200	PRUNUS C ACCOLADE 2yr	D	200/250	6.65	
	A small erect tree with semi-double				
	pale pink flowers.				
P620C250	PRUNUS C AMANOGAWA 2yr	D	200/250	6.65	
	The poplar cherry. Upright with				
	semi-double deep pink flowers.				
P620C300	PRUNUS C CAMP SUPERBA	D	200/250	6.65	
	Upright, fast growing, claret red bells.				
P620C450	PRUNUS C INCAME OKAME 2yr	D	200/250	6.65	
	Pyramidal shaped, smothered in pale				
	pink blossom.				

REMEMBER OUR PRICES INCLUDE LABELS - PACKING - FREIGHT

Plant Code	Plant Name	Evergreen – Deciduous –	E D	PB size	Grade cms	Price per unit
P620C451	PRUNUS C INCAME OKAME 3yr Pyramidal shaped, smothered in pale pink blossom.		D		200/250	6.65
P620C500	PRUNUS C CLARET BELLE Pyramidal shaped claret red bell flower.		D		200/250	6.65
P620C525	PRUNUS C FELIX JURY (NEW) <u>Improved Campanulata Superba.</u>		D		200/250	6.65
P620C651	PRUNUS C KOFUGEN 2yr Small with erect spreading habit. Double fringed rose pink blossom.		D		160/180	7.15
P620C700	PRUNUS C OJOCHIN 2yr Small wide spreading, large single pink blossom in abundance.		D		160/180	7.15
P620C701	PRUNUS C OJOCHIN 3yr Small wide spreading, large single pink blossom in abundance.		D		160/180	7.15
P620C702	PRUNUS C OJOCHIN 4yr Small wide spreading, large single pink blossom in abundance.		D		250/300	8.50
P620C730	PRUNUS C PINK CLOUD (NEW) Small growing pyramidal, masses of pale pink single flowers.		D		250/300	8.50
P620C750	PRUNUS C PINK PERFECTION 2yr Erect spreading tree, double rose pink blossom.		D		250/300	8.50
P620C800	PRUNUS C SHIMIDSU SAKURA Small spreading tree, sugar pink buds open to semi-double pink/white blossom.		D		250/300	8.50
P620C850	PRUNUS C SHIROTAI 2yr Small spreading tree, semi-double snow white blossom.		D		250/300	8.50
P620C851	PRUNUS C SHIROTAI 3yr Small spreading tree, semi-double snow white blossom.		D		250/300	8.50
P620C960	PRUNUS C UKON 2yr Upright, spreading semi-double, creamy yellow/green blossom.		D		250/300	8.50
P620C961	PRUNUS C UKON 3yr Upright, spreading semi-double creamy yellow/green blossom.		D		250/300	8.50
P620P200	PRUNUS P CASCADE White weeping peach.		D		160/180	7.15

Plant Code	Plant Name	Evergreen Deciduous	- -	E D	PB size	Grade cms	Price per unit
P620P300	PRUNUS P GRANT TAYLOR Weeping peach, white flowers and edible fruit.			D		120/140	6.55
P620P400	PRUNUS P PINK BALLERINA 2yr Double salmon pink blossom.			D		40/60	3.95
P620P500	PRUNUS P PINK CASCADE Pink weeping peach.			D		160/180	7.15
P620P700	PRUNUS P ROSE CHIFFON 1yr Double rose pink blossom.			D		160/180	7.15
P620P800	PRUNUS P SNOW BALLET 1yr Double snow white blossom.			D		160/180	7.15
P620P801	PRUNUS P SNOW BALLET 3yr Double snow white blossom.			D		160/180	7.15
P680G300	PUNICA G NANA PLENO Dwarf compact, bronzy green foliage, brilliant scarlet double flowers.			D		30/40	2.90
P680G400	PUNICA SCARLET DEVIL Now in full flower - vermillion orange. BUY NOW AND SELL NOW WHEN THESE LOVELY PLANTS LOOK THEIR VERY BEST			D	PB5	30/40 SPECIAL	3.10 - 2.75
R200A400	RHODO ANNA ROSE WHITNEY Bright pink.			E	*	20/30	5.25
R200B150	RHODO BADEN BADEN " " " Dwarf. Red.			E E	* *	15/20W 20/30W	5.60 5.80
R200E500	RHODO ELISABETH HOBBIE " " " Dwarf. Red.			E E	* *	30/40W 40/60W	6.75 7.70
R200I400	RHODO IMPEDITUM " " " Dwarf. Pale purple.			E E	* *	15/20W 20/30W	5.15 5.35
R200P400	RHODO P CAMBRIDGE Dwarf. Powder blue.			E	*	15/20W	5.15
R200P500	RHODO P OXFORD Dwarf. Light purple/blue.			E	*	15/20W	5.15
R200R400	RHODO ROSE ELF " " " Dwarf. Palest pink.			E E	* *	15/20W 20/30W	5.15 5.35

Plant Code	Plant Name	Evergreen Deciduous	- E - D	PB size	Grade cms	Price per unit
R350F200	ROBINIA F MONUMENT New 1983. Small tree, fine ferny foliage, lavender flowers.		D		180/200	7.80
R500C160	ROSE CLG BANKSIA LUTEA Pale yellow, fragrant.		D		OG	2.85
R500C240	ROSE CLG CASINO Ever blooming clear yellow Tea Shaped flowers.		D		OG	2.85
R500C400	ROSE CLG GALWAY BAY Ever blooming warm coral rose flowers.		D		OG	2.85
R500C440	ROSE CLG GOLDEN SHOWERS Fragrant soft golden yellow blooms.		D		OG	2.85
R500C520	ROSE CLG HANDEL Ever blooming, bicolour combination of white and pink.		D		OG	2.85
R500C600	ROSE CLG RUSTICANA Ever blooming, lightly fragrant, bright orange - vermilion flowers.		D		OG	2.85
R500F150	ROSE FL COPPELIA 76 Versatile, many landscape uses. Neyron pink bloom in abundance.		D		OG	3.55
R500F200	ROSE FL COVENTRY CATHEDRAL Salmon pink and orange blend.		D		OG	2.85
R500F300	ROSE FL FREISIA Very fragrant - dazzling lemon yellow.		D		OG	2.85
R500F350	ROSE FL GOLD BUNNY Deepest golden yellow in abundance.		D		OG	3.90
R500F400	ROSE FL ICEBERG Ice white and best in its class.		D		OG	2.85
R500F450	ROSE FL MATANGI Beautiful colour blend, orange red with a silver eye and silvery reverse.		D		OG	3.90
R500F560	ROSE FL REGENSBERG Spectacular rose pink and white bicolour. Low growing, bushy.		D		OG	4.15
R500F650	ROSE FL SCHERZO Dazzling scarlet with a silvery reverse.		D		OG	3.55
R500H100	ROSE HT ALEXANDER Brilliant orange and very popular.		D		OG	2.85

Plant Code	Plant Name	Evergreen Deciduous	- -	E D	PB size	Grade cms	Price per unit
R500H125	ROSE HT ALPHA Dazzling orange red.			D		OG	3.90
R500H150	ROSE HT ALTESSE Fragrant pink and carmine bicolour.			D		OG	3.90
R500H175	ROSE HT ARIZONA Huge blooms in golden apricot blend.			D		OG	3.90
R500H200	ROSE HT BETTINA 78 Orange blooms carried on single stems.			D		OG	3.90
R500H240	ROSE HT CITY OF AUCKLAND Golden orange super fragrant beauty.			D		OG	3.90
R500H250	ROSE HT COLORAMA A razzle dazzle of scarlet and old gold.			D		OG	3.90
R500H300	ROSE HT DOUBLE DELIGHT Super fragrant cream and carmine bicolour.			D		OG	3.90
R500H325	ROSE HT DREAMING Deep salmon red.			D		OG	2.85
R500H375	ROSE HT FRAGRANT CLOUD Very fragrant soft red.			D		OG	2.85
R500H450	ROSE HT LANDORA Bright yellow - one of the best.			D		OG	2.85
R500H475	ROSE HT MASCOTTE 77 Fine yellow and red.			D		OG	3.90
R500H500	ROSE HT MELINA Velvety glowing red blooms.			D		OG	2.85
R500H515	ROSE HT MON CHERI A fabulous American rose - rich velvety red laced with glowing pink.			D		OG	4.15
R500H600	ROSE HT PEACE The worlds greatest rose - cream yellow, pink, light fragrance.			D		OG	2.85
R500H675	ROSE HT PRECIOUS PLATINUM Deep crimson red blooms.			D		OG	3.90
R500H725	ROSE HT ROYAL DANE Salmon, orange and light red colour blend.			D		OG	2.85
R500H740	ROSE HT SILVER JUBILEE Salmon pink with peach overtones.			D		OG	3.90
R500H750	ROSE HT SONIA MEILLAND Fragrant, porcelain rose pink.			D		OG	2.85

Plant Code	Plant Name	Evergreen Deciduous	- -	E D	PB size	Grade cms	Price per unit
R500H775	ROSE HT SUN KING Free flowering, deep yellow, light fragrance.			D		OG	3.55
R500H850	ROSE HT THE WORLD Yellow apricot and warm cerise colour blend.			D		OG	3.90
R500H900	ROSE HT VIENNA WOODS Elegant full petalled soft salmon pink blooms.			D		OG	2.85
R500H975	ROSE HT WHITE LIGHTNIN' Beautiful fragrant white rose.			D		OG	4.15
R500M200	ROSE MIN COLIBRI 79 Fragrant apricot shaded copper-orange blooms.			D		OG	4.15
R500M400	ROSE MIN MIMI Free flowering in clear pink.			D		OG	2.85
R500M450	ROSE MIN MINUETTO Dazzling colour blend of apricot-orange with vermilion overtones.			D		OG	2.85
R500M485	ROSE MIN OVER THE RAINBOW A unique colour blend of creamy yellow, apricot, pink and red.			D		OG	2.85
R500M500	ROSE MIN SCARLET GEM Fragrant clear scarlet double flowers.			D		OG	2.85
R500M550	ROSE MIN STARINA Oriental red with gold and carmine reverse.			D		OG	2.85
R500M650	ROSE MIN WHITE GEM Masses of small double white flowers.			D		OG	2.85
R650C200	ROSMARINUS COLLINGWOOD INGRAM - Deep lilac blue. Prostrate habit.			E	PB3	15/20	2.25
R650L300	ROSMARINUS LAVANDULACEUS Some bud and flower. Lavender violet, prostrate habit.			E	PB3	15/20W	2.25
R650L400	ROSMARINUS LOCKWOOD DE FOREST Light blue, very prostrate.			E	PB3	15/20W	2.25
S050A200	SALIX AOKAUTERE Hedge and shelter.			D		140/160	0.90
S050M300	SALIX MAKARA Hedge and shelter.			D		140/160	1.00
S050M400	SALIX MATSUDANA Hedge and shelter.			D		140/160	0.95

		26					
Plant Code	Plant Name	Evergreen - Deciduous -	E - D	PB size	Grade cms	Price per unit	
S050M500	SALIX MOUTERE Hedge and shelter.		D		140/160	1.00	
S050T200	SALIX TANGOIO Hedge and shelter.		D		140/160	1.00	
S050V200	SALIX VITELLINA PENDULA Golden weeping willow.		D		180/200	4.80	
S4500200	SENECIO OTARI CLOUD Yellow flower.		E		30/40	3.45	
S600T200	SOPHORA TETRAPTERA Native Kowhai - nice plants offered.		E	PB6	100/120	3.95	
U200P200	ULMUS P VAN HOUTTEI The Golden Elm.		D		160/180	5.90	
U200P200	ULMUS P. VAN HOUTTEI Outstanding bright summer golden foliage.		D	PB28	200/250	9.25	
V200B300	VIBURNUM BEWLEYS VARIEGATA Green and gold foliage.		E		40/60	4.00	
V200B300	VIBURNUM BEWLEYS VARIEGATA " " "		E	PB5	30/40	3.55	
	Bright silvery cream and green foliage. Most plants carrying bud & flower now.		E	PB6	40/60	3.55	
V200B500	VIBURNUM BURKWOODII White flushed pink - fragrant.		D		40/60	3.80	
V200D300	VIBURNUM DAVIDII Low mounding ground cover, dark green foliage.		E		15/20W	3.80	
V200D300	VIBURNUM DAVIDII Mound forming, low growing Evergreen shrub. BUD & FLOWER!		E	PB6	20/30	3.55	
V200J300	VIBURNUM JAPONICUM Creamy white fragrant flowers. Spring, then red berries.		E	PB5	40/60	3.35	
V200O400	VIBURNUM OPULUS AUREUM Small to medium size shrub, bright golden spring foliage changing late to summer green. Red berries.		D	PB3	15/20	3.35	
V200O500	VIBURNUM OPULUS COMPACTUM Dwarf, rare, free fruiting red berries.		D		20/30	3.55	
V200P400	VIBURNUM P LANARTH Creamy white flowers.		D		40/60	3.55	

Plant Code	Plant Name	Evergreen - Deciduous -	E D	PB size	Grade cms	Price per unit
V200P800	VIBURNUM P TOMENTOSUM Large flat heads of white flowers followed by red berries. HUGE SPECIMEN PLANTS!		D	PB12	100/120	4.70
V200P900	VIBURNUM P TOM ROSEUM Upright rounded habit. White flowers, floret edges pale pink.		D		60/80	3.75
V200T200	VIBURNUM TRILOBUM Creamy white flowers followed by masses of red berries. BIG AND BUSHY!		D	PB8	40/60	4.30
W400F200	WEIGELA FLORIDA VARIEGATA Pink flowers.		D		60/80	3.45
W400N200	WEIGELA NEWPORT RED Red flowers.		D		60/80	3.45
W400R200	WEIGELA ROSABELLA Upright rounded habit. Soft lavender pink bell-like flowers.		D		60/80	3.45
Y500F300	YUCCA BRIGHT EDGE NEW! NEW 1983. A brilliant foliage variety with stiff upright leaves of emerald green widely margined with glowing yellow. Produces summer flower spike of creamy white bells. Will make a stunning garden feature plant.		E	PB5	30/40	3.35
Y500F400	YUCCA FLACCIDA IVORY TOWER NEW! Soft green upright leaves with silvery filaments at the margins. Pro- duces a tall summer flower spike crowded with ivory white, fragrant bells. A good garden variety.		E	PB5	20/30	3.35
Y500F200	YUCCA FILAMENTOSA VARIEGATA Variegated green/cream/pink foliage. Creamy white flower spikes. Looking terrific NOW!		E	PB8	20/30	3.35
Y500P200	YUCCA PARVIFLORA Neat coral red flower spikes.		E	PB6	30/40	3.10
Y500W200	YUCCA WHIPPLEI Blue leaf Yucca produces tall flower spike packed with bell shaped greenish- white fragrant flowers, edged with purple.		E	PB6	15/20	3.10
Z500S200	ZELKOVA SERRATA Upright elm like tree. Vase shaped.		D		160/180	5.90

28

Plant Code	Plant Name	Evergreen Deciduous	- E - D	PB size	Grade cms	Price per unit
---------------	------------	------------------------	------------	------------	--------------	-------------------

CLIMBERS

A420B200 AMPELOPSIS BREV. ELEGANS D PB5 30/40 3.10
Attractive climber with 3-lobed,
occasionally 5-lobed, dark green
leaves mottled white, tinged pink.

C120G300 CAMPSIS GILFOYLEI D 30/40 2.40
Deciduous climber, brilliant orange
red trumpets.

C540M300 CLEMATIS MONTANA RUBENS D PB5 80/100 3.10
Bright pink.

C540M400 CLEMATIS M. SNOWFLAKE D PB5 80/100 3.10
Pure white.

C540M500 CLEMATIS M. TETRAROSE D PB6 80/100 3.10
Deep pink.

C600C200 CLYTOSTOMA CALLISTEGIOIDES D PB8 80/100 3.10
ARGENTINE TRUMPET VINE.
Lavender flowers with gold throat.

H210C200 HARDENBERGIA COMPT. ROSEA E PB5 80/100 3.10
Pink flowers. staked

H210V200 HARDENBERGIA VIOLACEA E PB6 100/120 3.10
" " E PB5 60/80 3.10
Purple flowers. Both grades STAKED.

H350H100 HEDERA HELIX BUTTERCUP E PB2 20/30 1.80
" " " E PB2 30/40 1.90
Neat and small bright buttery yellow
leaves, slow growing, looks effective
when used on concrete block or stone work.

J300A200 JASMINUM AZORICUM E PB3 20/30 2.95
(STAKED) Extremely rare, exquisitely
fragrant, now in bud and flower - pure
white starry flowers.
FIRST TIME ON LIST FOR 10 YEARS

J300P200 JASMINUM POLYANTHUM E PB3 40/50 2.45
Now in Bud and Flower! STAKED

M240S200 MANDEVILLA SUAVEOLENS E PB5 80/100 2.90
Large pure white fragrant flowers.

P020P200 PANDOREA PANDORANA E PB5 40/60 2.90
Flowers creamy white, spotted purple
inside.

29

Plant Code	Plant Name	Evergreen Deciduous	- -	E D	PB size	Grade cms	Price per unit
P020J400	PANDOREA J. ROSEA SUPERBA			E	PB5	30/40	3.10
	" " " "			E	PB3	30/40	2.90
	Delicate pale pink, deep red throat. <u>BUD & FLOWER NOW!</u>						
P020R200	PANDOREA RICASOLIANA			E	PB6	40/60	2.90
	Large trusses of pink flowers.						

NEWLY READIED - THE PASSION FLOWER

P120A200	PASSIFLORA ANTIOQUIENSIS			E	PB5	30/40	2.45
	Rapid growing, rich scarlet pendulous flowers. Then yellow banana like fruit.						
P120M200	PASSIFLORA MOLLISSIMA			E	PB5	60/80	2.45
	Large deep pink pendulous flowers. Edible banana-like fruits.						

V400H200	VITIS HETEROPHYLLA			D	PB5	60/80	3.10
	ORNAMENTAL GRAPE. Clusters of shining porcelain blue berries. Just beginning to turn their unique blue.						
W800F300	WISTERIA F ALBA			D		30/40	3.55
	Long chains, white flowers.						
W800F600	WISTERIA F VIOLACEA PLENA			D		30/40	4.15
	Double flowered, purple.						
W800S300	WISTERIA SINENSIS			D		30/40	3.55
	Mauve flowers.						
W800S300	WISTERIA SINENSIS			D	PB6	60/80	4.35
	The beautiful Chinese Wisteria with long chains of mauve flowers.						
W800S500	WISTERIA S CAROLINE			D		30/40	3.55
	Deep blue purple flowers. Very fragrant.						
W800S500	WISTERIA S. CAROLINE			D	PB6	60/80	4.35
	A selected form of SINENSIS. Large deep lilac-blue flower racemes.						

CONIFERS

A270A200	AGATHIS AUSTRALIS			E	PB12	100/120	3.35
	" "			E	PB8	80/100	3.10
C420L100	CHAMAECYPARIS L AUREA Densa			E	*	10/15	3.75
	Golden foliage, small slow growing, compact in habit.						

Plant Code	Plant Name	Evergreen - Deciduous -	E D	PB size	Grade cms	Price per unit
C420L225	CHAMAECYPARIS L. ELLWOOD VARIEGATA		E	PB5	40/60	-3.35 - 1.95
	Dwarf growing, narrow upright in habit with deep jade green foliage enhanced by tufts of creamy- golden leaves scattered throughout the tree. The perfect little conifer for the small garden. Looks good on rockery or amongst low growing ground cover plants. <u>PLANTS NOW LOOKING SUPERB.</u>				<u>SUPER SPECIAL TO</u> <u>CLEAR</u>	
C420L230	CHAM. L. FLETCHERS GOLD SPLASH		E	PB5	30/40	3.30
	Upright pyramidal bushy habit. Grey-green foliage, splashed gold. The plant name is accurate and apt.					
C420L300	CHAM. L. GREEN GLOBE		E	PB5	10/15W	3.15
	Rich deep green. Dense, compact, glob- ular, very dwarf.					
C420L400	CHAMAECYPARIS L MINIMA AUREA		E		15/20	3.95
	Rich gold, compact ball shaped.					
C4200300	CHAMAECYPARIS O NANA		E		10/15W	3.75
	Compact dwarf, whorls of dark green foliage.					
C4200300	CHAM. OBTUSA NANA	SUPER GRADE!	E	PB8	15/20	3.35
	" " "		E	PB5/6	10/15W	3.10
	" " "		E	PB3	10/15W	2.90
	Very dwarf. Emerald green.					
C4200600	CHAM. O. SANDERI		E	PB5	20/30	3.15
	Sea-green summer foliage, plum coloured in winter. Nice plants.					
C4200650	CHAMAECYPARIS O TEMPELHOF		E	*	10/15W	3.75
	Similar O Nana, but faster growing.					
C4200650	CHAM. O. TEMPELHOF		E	PB8	20/30	3.35
	" " "		E	PB5	15/20W	3.10
	Dwarf - but a little larger and faster growing than OBTUSA NANA. SUPER - CHUNKY GRADE!					
C900J700	CRYPTOMERIA J. VILMORINIANA		E	PB6	15/20W	3.75
	LARGE PLANTS for this dwarf conifer.					
C900L200	CUPRESSOCYPARIS L. CASTLEWELLAN		E		H/S	1.75
	Hedge and Shelter					
C920L500	CUPRESSOCYPARIS L. LEIGHTON GRN		E		40/60	1.75
	Hedge and shelter, dark green foliage.					

Plant Code	Plant Name	Evergreen - Deciduous -	E D	PB size	Grade cms	Price per unit
C940A700	CUPRESSUS ARIZ. SILVER SMOKE		E	PB6	80/100	4.30
	A compact slower growing pyramidal form with bright silvery grey foliage. A perfect colour combination with 'Blue Ice' and mac. 'Brunneana'.					
C940A400	CUPRESSUS A BLUE ICE		E	PB6	40/60	3.50
	Blue grey foliage, upright and compact habit.					
C940M400	CUPRESSUS M FINE GOLD		E	PB6	50/60	3.50
	Superb cream golden foliage.					
C940M700	CUPRESSUS M HORIZONTALIS AUREA		E	PB6	40/60	3.50
	Buttery golden-yellow. Horizontal branches upright.					
C940S500	CUPRESSUS SEMP. TOTEM		E	PB8	60/80	4.30
	" " "		E	PB8	40/60	4.05
	Slender upright Cypress.					
D070C200	DACRYDIUM CUPRESSINUM RIMU TREE		E	PB12	120/140	5.50
	" "		E	PB8	100/120	4.70
G280B400	GINKGO B AUTUMN GOLD 3yr		D		160/180	7.30
	Superior rounded crown, golden autumn foliage, budded male clone.					
G280B300	GINKGO BILOBA THE MAIDENHAIR TREE		D	PB12	180/200	5.70
	Hardy deciduous conifers with superb foliage. Leaves resemble maidenhair fern. Trees provide unforgettable sight in autumn, clothed in golden yellow glory.					
	<u>These are unsexed seedling grown trees.</u>					
G280B501	GINKGO B FAIRMOUNT 3yr		D		120/140	6.30
	Superior straight trunk, conical crown, budded male clone.					
G280B500	GINKGO B FAIRMOUNT		D	PB12	180/200	7.15
	A male form grown from a bud-graft and selected for its superior form and growth habit. Strong central leader and conical shape.					
G280B601	GINKGO B FASTIGIATA 3yr		D		120/140	6.30
	Slender upright habit, budded male clone.					
G280B600	GINKGO B FASTIGIATA		D	PB18	180/200	7.15
	A male form grown from bud-graft and selected for its superior narrow upright growth habit. An excellent tree for confined planting situations.					
J700C350	JUNIPERUS CH PYRAMIDALIS		E	*	30/40	4.25
	Upright, compact, blue pyramid.					

Plant Code	Plant Name	Evergreen Deciduous	- -	E D	PB size	Grade cms	Price per unit
J700C400	JUNIPERUS CH ROBUSTA GREEN Upright, narrow, green, large 4 yr specimen.			E	*	80/100	5.95
J700C400	JUNIPERUS CH ROBUSTA GREEN Slow growing small tree with a most attractive informal upright narrow habit. Tufted, brilliant green foliage.			E	PB8	60/80	4.15
J700C475	JUNIPERUS CH SPARTAN 4yr Upright, compact, green.			E	*	120/140	6.95
J700C500	JUNIPERUS COM COMPRESSA Dwarf, upright, compact, green.			E		40/60	4.40
J700C550	JUNIPERUS COM DEPRESSA AUREA Low spreading, gold.			E	*	40/60W	4.60
J700C650	JUNIPERUS COM REPANDA Dark green, excellent ground cover. Super BIG plants.			E	PB6	30/40W	3.10
J700D400	JUNIPERUS D EX VARIEGATA Low spreading, green variegated cream.			E	*	40/60	4.20
J700H250	JUNIPERUS H. EMERALD SPREADER Low very prostrate, wide spreading habit. Emerald green in colour. Maintenance saving.			E	PB6	40/60W	3.20
J700H350	JUNIPERUS H HUGHES Low spreading, blue.			E	*	30/40W	4.20
J700H650	JUNIPERUS H TURQUOISE SPREADER Low, very prostrate, wide spreading habit. Blue in colour. Maintenance saving.			E	PB8	30/40W	3.20
J700H850	JUNIPERUS H WILTONII Best of the blue ground hugging conifers.			E	PB6	30/40W	3.35
J700P400	JUNIPERUS PROCUMBENS NANA Grows tight to the ground in a delightful cushion form. Bright apple-green foliage, compact, slow growing.			E	PB6	30/40W	3.35
J700R200	JUNIPERUS RIGIDA Upright, pendulous, green.			E	*	80/100	4.50
J700R200	JUNIPERUS RIGIDA " "			E	PB12	100/120	3.50
				E	PB12	140/160	3.75
	Upright growing, pyramidal shape. Small growing form with blue-grey foliage. New season foliage a frost blue. EXCELLENT PLANTS. Looking good NOW!						
J700S375	JUNIPERUS SC BLUE HEAVEN Upright, narrow, blue.			E	*	80/100	5.00

Plant Code	Plant Name	Evergreen Deciduous	- E - D	PB size	Grade cms	Price per unit
J700S450	JUNIPERUS SCOP. GREY GLEAM		E	PB3	30/40	4.60
	NEW 83. THE ONE YOU'VE BEEN WAITING FOR! Compact, upright habit. Small growing to 3m mature height. Grey-blue finely cut foliage, excellent as lawn specimen or tub plant. Very hardy. A FEW LEFT ONLY and next crop not ready for some time yet.					
J700S525	JUNIPERUS SC PATHFINDER		E		80/100	5.00
	Upright, narrow, blue.					
J700S585	JUNIPERUS SCOP. STERLING SILVER		E	PB6	30/40	5.00
	Upright, narrow, columnar shape with intriguing occasional spiraling branches to create added interest. Foliage bright silvery green, almost platinum in summer. Very slow growing making ideal for the smaller garden.					
J700S600	JUNIPERUS SC TABLE TOP BLUE		E		40/60	4.50
	Medium height, spreading, very blue.					
J700S600	JUNIPERUS SCOP. TABLE TOP BLUE		E	PB6	40/60W	3.75
	NEW 1982. Low to medium height, spreading flat topped, bright blue foliage.					
J700S675	JUNIPERUS SC WELCHII		E	*	80/100	5.00
	Upright, narrow, green.					
J700T200	JUNIPERUS TAXIFOLIA LUTCHUENSIS		E	PB5	20/30W	3.20
	Prostrate spreading habit. Very useful ground cover, ideal for covering banks, rocks or draping over walls.					
J700V200	JUNIPERUS V SILVER SPREADER		E	*	30/40W	4.40
	Low spreading, blue.					
J700X300	JUNIPERUS X M BLUE CLOUD		E	*	40/60W	
	Low spreading, blue.					
J700X300	JUNIPERUS X MEDIA BLUE CLOUD		E	PB6	40/60W	3.20
	NEW 1982. Blue foliage, graceful spreading habit. Very bushy. Ideal for banks and rock walls. SUPER 3YR PLANTS. Mature foliage fine silver blue. New foliage bright green. Lovely colour combination.					
J700X400	JUNIPERUS X M GOLD COAST		E	*	30/40W	4.40
	Low spreading, compact, gold.					
J700X500	JUNIPERUS X M MINT JULEP		E		40/60W	4.40
	Medium height, spreading, green.					
J700X900	JUNIPERUS X M SULPHUR SPRAY		E		30/40W	4.40
	Medium height, spreading, green/tipped cream.					

Plant Code	Plant Name	Evergreen Deciduous	- E - D	PB size	Grade cms	Price per unit
M400G200	METASEQUOIA GLYPTOSTROBOIDES			D	160/180	6.10
	The dawn Redwood. Erect pyramid habit, soft green foliage turns golden brown in autumn.					
M500D200	MICROBIOTA DECUSSATA			E PB12	30/40W	4.50
	" "			E PB8	30/40W	3.80
	" "			E PB6	20/30W	3.60
	NEW! Rare dwarf, very hardy, low grow- ing spreading conifer with arching sprays of finely cut emerald green foliage turning an attractive bronze in winter.					
P380G200	PICEA GLAUCA CONICA			E 800cc	15/20	3.20
	DWARF ALBERTA SPRUCE.					
P480D200	PODOCARPUS DACRYDOIDES			E PB6	100/120	4.00
	KAHIKATEA - NZ WHITE PINE. Fine specimens.					
P480T200	PODOCARPUS TOTARA AUREA			E	80/100	5.10
	Golden Totara.					
P480T200	PODOCARPUS TOTARA AUREA			E PB8	100/120	5.10
	" " "			E PB8	80/100	5.10
	GOLDEN TOTARA. Bright golden foliage and the best field grade we have EVER OFFERED. Bushy, big, super well furn- ished plants.					
S475S200	SEQUOIA SEMPERVIRENS APTOS BLUE			E PB8	60/80	4.70
	NEW! The cultivar name of this Sequoia is a little misleading - the foliage in fact being a dark green with newer leaves of light green. Habit is upright with pen- dulous branching borne around the trunk in symmetrical whorls. Fast growing. The tree provides a soft weeping garden appearance.					
S475S400	SEQUOIA SEMPERVIRENS LOS ALTOS			E PB8	40/60	4.70
	NEW! A fast growing tree that makes a strong pyramidal, symmetrical shape in the garden landscape. New foliage is a very light green with older foliage a very handsome rich, glossy, jade green.					
S475S600	SEQUOIA SEMPERVIRENS SANTA CRUZ			E PB8	80/100	4.70
	NEW! A vigorous and sturdy upright growing tree with a horizontal to slightly pendulous branching system. New foliage a very light lettuce green with older growth a mid to deep green. As for 'Aptos Blue' forms a slightly weeping garden appearance.					

Plant Code	Plant Name	Evergreen Deciduous	- E - D	PB size	Grade cms	Price per unit
S475S650	SEQUOIA SEMPERVIRENS SOQUEL		E	PB8	80/100	4.70
	A slower growing form very upright and pyramidal in habit and naturally compact and well shaped in form. Branches bend slightly downward and curve upwards at the tips. New foliage is light green with a bronze tint. Older foliage is an attractive glossy mid-green. A very fine garden tree that retains its compact form.					
T600O700	THUJA OR JUNIPEROIDES		E	*	40/60	4.60
	Dense, compact, low growing, feathery blue/grey summer foliage, plum purple in winter.					
T600O750	THUJA OR MELDENSIS		E	*	40/60	4.60
	Dwarf, dense, compact, bright green foliage, turns bronzy purple in winter.					
T600P300	THUJA PLICATA OLD GOLD		E	PB6	80/100	4.50
	Big specimens with bright foliage!					
T600P500	THUJA P. STONEHAM GOLD		E	PB6	20/30	3.60
	Shining orange/gold winter foliage turning bright summer yellow. Slow growing pyramidal habit. Very BRIGHT NOW!					
T800C200	TSUGA CANADENSIS PENDULA		E	PB6/8	30/40	5.25
	Low growing, weeping form, fine feathery leaves. A distinctive plant. Superb grade - BIG and softly weeping.					

Plant Code	Plant Name	Evergreen - E Deciduous - D	PB size	Grade cms	Price per unit
---------------	------------	--------------------------------	------------	--------------	-------------------

FRUIT AND NUT TREESBLUEBERRIES - Highbush and Rabbit Eye Varieties

B500A200	BLUEBERRY ATLANTIC	D	PB3	30/40	2.40
B500B300	BLUEBERRY BERKELEY	D	PB3	15/20	2.40
B500B500	BLUEBERRY BURLINGTON	D	PB3	15/20	2.40
B500B350	BLUEBERRY BLUE CROP	D	PB3	15/20	2.40
B500C050	BLUEBERRY C 11	D	PB3	15/20	2.40
B500C200	BLUEBERRY COLLINS	D	PB3	15/20	2.40
B500C300	BLUEBERRY CONCORDE	D	PB3	30/40	2.40
B500D300	BLUEBERRY DARROW	D	PB3	30/40	2.40
B500D400	BLUEBERRY DELITE	D	PB3	20/30	2.40
B500D500	BLUEBERRY DIXIE	D	PB3	15/20	2.40
B500H200	BLUEBERRY HERBERT	D	PB3	15/20	2.40
B500J200	BLUEBERRY JERSEY	D	PB3	30/40	2.40
B500R200	BLUEBERRY RUBEL	D	PB3	30/40	2.40
B500S300	BLUEBERRY SOUTHLAND	D	PB3	20/30	2.40
B500S400	BLUEBERRY STANLEY	D	PB3	30/40	2.40
C800A500	CORYLUS A CONTORTA Ornamental hazelnut, hardy.	D		40/60	3.35
C800N200	CORYLUS NOTTINGHAM Ornamental hazelnut, hardy.	D		100/120	3.35
C800W300	CORYLUS WATERLOO Ornamental hazelnut, hardy.	D		100/120	3.35
C800W400	CORYLUS WISPIT Ornamental hazelnut, hardy.	D		100/120	3.35
C800A200	CORYLUS ALEXANDRIA Ornamental hazelnut, hardy.	D		100/120	3.35
C800A300	CORYLUS AVELLANA Ornamental hazelnut, hardy.	D		100/120	3.35
F490A200	FIG ARCHIPEL New 1982. Fruit large, pear shaped. When ripe the skin is brown with a purplish tinge. Flesh is tinged red and is rich and sugary.	D		100/120	3.80
F490B200	FIG BROWN TURKEY Very hardy, large rounded fruit, purple skin when ripe, red brown flesh, good flavour.	D		100/120	3.80

REMEMBER OUR PRICES INCLUDE LABELS - PACKING -


		37					
Plant Code	Plant Name	Evergreen Deciduous	- -	E D	PB size	Grade cms	Price per unit
F490C200	FIG CELESTE			D		100/120	3.80
	New 1982. Early season. Small to medium, pear shaped, ribbed fruit. When ripe the skin is violet coloured. The flesh is whitish shading to a rose colour at centre. Excellent flavour, sweet and juicy. Excellent for canning and preserving as well as dessert.						
F490L200	FIG LISA			D		100/120	3.80
	New 1982. The large rounded fruit on a thick stalk have a purplish-brown skin when ripe. The flesh is tinged red, syrupy and an excellent flavour.						
F490S200	FIG SAN PEDRO MIRO			D		100/120	3.80
	New 1982. The large fruit are almost round with a pale green skin. The white flesh is sweet, rich and of excellent flavour. Low growing, compact habit.						
F490S300	FIG SHORT RIDGE '2'			D		100/120	3.80
	New 1982. Medium large, nearly round, and slightly ribbed. The flesh is tinged red and is juicy, sweet and rich.						
F490S400	FIG SUGAR '12'			D		100/120	3.80
	New 1982. The medium large somewhat pear shaped fruit when ripe, is tender, juicy and sweet. Flesh is tinged red in centre.						
F490W200	FIG WHITE ADRIATIC			D		100/120	3.80
	Medium large, white flesh, sweet and juicy.						
G420S300	GRAPE SCHUYLER			D		30/40	3.00
	Hardy and piquant flavoured, the best for home gardens.						
L240M200	LEMON MEYER			E		40/60	4.75
	" "			E		60/80	5.00
	The most popular lemon for home gardens.						
L240M200	LEMON MEYER			E	PB18	60/80	* SPECIAL PRICE <u>3.50</u>
	" "			E	PB12	60/80	
	Big bushy plants, many carrying fruit.						
N400N201	NECTARINE DWF NECTARINA 3yr			D		40/60	4.25
	A genetic dwarf, ripens four weeks after Peach Bonanza.						

Plant Code	Plant Name	Evergreen - Deciduous -	E D	PB size	Grade cms	Price per unit
M040H420	MACADAMIA HYB. NUTTY GLEN GRAFTED AN AUSTRALIAN HYBRID. Heavy yielding, steady performer. Hardy. Good home garden variety.		E	PB10	60/80	7.15
M0401520	MACADAMIA INT. IKAIKA GRAFTED HAWAIIAN HYBRID. Produces very heavy yield of medium size nuts (1" diam) on vigorous, extremely hardy, wind resistant trees.		E	PB10	60/80	<u>SPECIAL</u> <u>PRICE</u>
M0401620	MACADAMIA INT. KAKEA GRAFTED HAWAIIAN HYBRID. Large well branched plants. Produces heavy crops of medium size (1" diam) nuts on vigorous trees. A very suitable hardy plant for NZ conditions.		E	PB10	60/80	<u>ON ALL</u> <u>GRAFTED</u> <u>PLANTS</u>
M0401720	MACADAMIA INT. KEAAU GRAFTED HAWAIIAN HYBRID. Produces high yield of large nuts (1½" diam) on vigorous hardy trees.		E	PB10	60/80	* <u>\$5.00</u> *
M0401820	MACADAMIA INT. KEAUHOU GRAFTED HAWAIIAN HYBRID. Produces high yield of large nuts (1½" diam) on vigorous hardy trees.		E	PB10	70/80	<u>EACH</u>
M040T520	MACADAMIA TET. ELIMBAH A top AUSTRALIAN HYBRID and an excellent performer. Good home garden variety.		E	PB10	60/80	7.15

P140A100	PEACH ANITA <u>New 1983.</u> A Zaiger USA standard peach. Similar to Anabelle, this is another fine gourmet peach from the same breeding programme. Fruit colour is soft rosy red; the fruit medium to large in size with soft white flesh of high aroma and exceptional flavour, ripening in mid-December.		D		140/160	7.00
P140A150	PEACH ANABELLE <u>New 1983.</u> A Zaiger USA standard peach. A superior peach tree yielding exceptionally high quality white flesh peaches with superb aroma and flavour. Fruit are large and deep rosy red in colour with soft white flesh. Anabelle ripens late December.		D		140/160	7.00
P140B200	PEACH BONANZA 2yr A genetic dwarf bears heavy crops.		D		40/60	3.95

Plant Code	Plant Name	Evergreen- Deciduous-	E D	PB size	Grade cms	Price per unit
P140G400	PEACH GOLDEN TREASURE 2yr A genetic dwarf bears two weeks before Bonanza.		D		40/60	3.95
P140G401	PEACH GOLDEN TREASURE 3 yr Yellow flesh, dwarf.		D	60 cm std		4.25
P150C300	PEAR CONFERENCE Self-fertile, mid season.		D		120/140	5.50
P150L300	PEAR LOUIS BON OF JERSEY All purpose medium fruit.		D		120/140	5.50

* * * * *





DUNCAN & DAVIES

... the plant people